

## 3. Logical Values

---

Boolean Functions; the Type `bool`; logical and relational operators; shortcut evaluation

117

### Boolean Values in Mathematics

Boolean expressions can take on one of two values:

**0 or 1**

- **0** corresponds to “**false**”
- **1** corresponds to “**true**”

119

### Our Goal

```
int a;  
std::cin >> a;  
if (a % 2 == 0)  
    std::cout << "even";  
else  
    std::cout << "odd";
```

Behavior depends on the value of a **Boolean expression**

118

### The Type `bool` in C++

- represents **logical values**
- Literals `false` and `true`
- Domain {***false, true***}

```
bool b = true; // Variable with value true
```

120

## Relational Operators

$a < b$  (smaller than)  
 $a >= b$  (greater than)  
 $a == b$  (equals)  
 $a != b$  (not equal)

arithmetic type  $\times$  arithmetic type  $\rightarrow$  **bool**

R-value  $\times$  R-value  $\rightarrow$  R-value

121

## Table of Relational Operators

	Symbol	Arity	Precedence	Associativity
<b>smaller</b>	<	2	11	left
<b>greater</b>	>	2	11	left
<b>smaller equal</b>	<=	2	11	left
<b>greater equal</b>	>=	2	11	left
<b>equal</b>	==	2	10	left
<b>unequal</b>	!=	2	10	left

arithmetic type  $\times$  arithmetic type  $\rightarrow$  **bool**

R-value  $\times$  R-value  $\rightarrow$  R-value

122

## Boolean Functions in Mathematics

- Boolean function

$$f : \{0, 1\}^2 \rightarrow \{0, 1\}$$

- 0 corresponds to "false".
- 1 corresponds to "true".

123

## AND( $x, y$ )

$x \wedge y$

- "logical And"

$$f : \{0, 1\}^2 \rightarrow \{0, 1\}$$

- 0 corresponds to "false".
- 1 corresponds to "true".

$x$	$y$	AND( $x, y$ )
0	0	0
0	1	0
1	0	0
1	1	1

124

## Logical Operator `&&`

`a && b` (logical and)

`bool × bool → bool`

R-value × R-value → R-value

```
int n = -1;
int p = 3;
bool b = (n < 0) && (0 < p); // b = true
```

125

## Logical Operator `||`

`a || b` (logical or)

`bool × bool → bool`

R-value × R-value → R-value

```
int n = 1;
int p = 0;
bool b = (n < 0) || (0 < p); // b = false
```

127

## OR( $x, y$ )

■ “logical Or”

$f : \{0, 1\}^2 \rightarrow \{0, 1\}$

■ 0 corresponds to “false”.

■ 1 corresponds to “true”.

$x \vee y$

$x$	$y$	OR( $x, y$ )
0	0	0
0	1	1
1	0	1
1	1	1

126

## NOT( $x$ )

■ “logical Not”

$f : \{0, 1\} \rightarrow \{0, 1\}$

■ 0 corresponds to “false”.

■ 1 corresponds to “true”.

$\neg x$

$x$	NOT( $x$ )
0	1
1	0

128

## Logical Operator !

`!b` (logical not)

`bool` → `bool`

R-value → R-value

```
int n = 1;
bool b = !(n < 0); // b = true
```

129

## Table of Logical Operators

	Symbol	Arity	Precedence	Associativity
<b>Logical and (AND)</b>	<code>&amp;&amp;</code>	2	6	left
<b>Logical or (OR)</b>	<code>  </code>	2	5	left
<b>Logical not (NOT)</b>	<code>!</code>	1	16	right

131

## Precedences

`!b && a`  
 $\Downarrow$   
`(!b) && a`

`a && b || c && d`  
 $\Downarrow$   
`(a && b) || (c && d)`

`a || b && c || d`  
 $\Downarrow$   
`a || (b && c) || d`

130

## Precedences

**The unary logical** operator `!`  
 binds more strongly than  
**binary arithmetic** operators. These  
 bind more strongly than  
**relational** operators,  
 and these bind more strongly than  
**binary logical** operators.

```
7 + x < y && y != 3 * z || ! b
7 + x < y && y != 3 * z || (!b)
```

132

## Completeness

- AND, OR and NOT are the boolean functions available in C++.
- Any other *binary* boolean function can be generated from them.

$x$	$y$	XOR( $x, y$ )
0	0	0
0	1	1
1	0	1
1	1	0

## Completeness: XOR( $x, y$ )

$$x \oplus y$$

$$\text{XOR}(x, y) = \text{AND}(\text{OR}(x, y), \text{NOT}(\text{AND}(x, y))).$$

$$x \oplus y = (x \vee y) \wedge \neg(x \wedge y).$$

$$(x \ || \ y) \ \&\& \ ! (x \ \&\& \ y)$$

133

134

## Completeness Proof

- Identify binary boolean functions with their characteristic vector.

$x$	$y$	XOR( $x, y$ )
0	0	0
0	1	1
1	0	1
1	1	0

characteristic vector: 0110

$$\text{XOR} = f_{0110}$$

## Completeness Proof

- Step 1: generate the *fundamental* functions  $f_{0001}, f_{0010}, f_{0100}, f_{1000}$

$$f_{0001} = \text{AND}(x, y)$$

$$f_{0010} = \text{AND}(x, \text{NOT}(y))$$

$$f_{0100} = \text{AND}(y, \text{NOT}(x))$$

$$f_{1000} = \text{NOT}(\text{OR}(x, y))$$

135

136

## Completeness Proof

- Step 2: generate all functions by applying logical or

$$f_{1101} = \text{OR}(f_{1000}, \text{OR}(f_{0100}, f_{0001}))$$

- Step 3: generate  $f_{0000}$

$$f_{0000} = 0.$$

137

## DeMorgan Rules

- $\neg(a \ \&\& \ b) \equiv (\neg a \ || \ \neg b)$
- $\neg(a \ || \ b) \equiv (\neg a \ \&\& \ \neg b)$

$\neg(\text{rich and beautiful}) \equiv (\text{poor or ugly})$

139

## bool vs int: Conversion

- `bool` can be used whenever `int` is expected – and vice versa.
- Many existing programs use `int` instead of `bool`.  
**This is bad style originating from the language C.**

<code>bool</code>	$\rightarrow$	<code>int</code>
<code>true</code>	$\rightarrow$	1
<code>false</code>	$\rightarrow$	0
<code>int</code>	$\rightarrow$	<code>bool</code>
<code>≠0</code>	$\rightarrow$	<code>true</code>
<code>0</code>	$\rightarrow$	<code>false</code>

`bool b = 3; // b=true`

138

## Application: either ... or (XOR)

$(x \ || \ y) \ \&\& \ \neg(x \ \&\& \ y)$     *x or y, and not both*

$(x \ || \ y) \ \&\& \ (\neg x \ || \ \neg y)$     *x or y, and one of them not*

$\neg(\neg x \ \&\& \ \neg y) \ \&\& \ \neg(x \ \&\& \ y)$     *not none and not both*

$\neg(\neg x \ \&\& \ \neg y \ || \ x \ \&\& \ y)$     *not: both or none*

140

## Short circuit Evaluation

- Logical operators `&&` and `||` evaluate the *left operand first*.
- If the result is then known, the right operand will *not be* evaluated.

```
x != 0 && z / x > y
```

⇒ No division by 0

141

## Sources of Errors

- Errors that the compiler can find:  
syntactical and some semantical errors
- Errors that the compiler cannot find:  
runtime errors (always semantical)

143

## 4. Defensive Programming

---

Constants and Assertions

142

### The Compiler as Your Friend: Constants

Constants

- are variables with immutable value

```
const int speed_of_light = 299792458;
```

- Usage: **const** before the definition

144

## The Compiler as Your Friend: Constants

- Compiler checks that the `const`-promise is kept

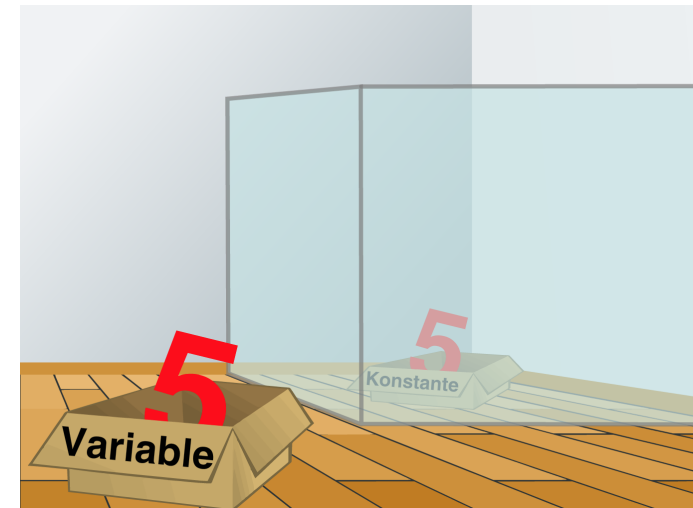
```
const int speed_of_light = 299792458;  
...  
speed_of_light = 300000000;
```

**compiler: error**

- Tool to avoid errors: constants guarantee the promise: “value does not change”

145

## Constants: Variables behind Glass



146

## The `const`-guideline

### const-guideline

For *each variable*, think about whether it will change its value in the lifetime of a program. If not, use the keyword `const` in order to make the variable a constant.

A program that adheres to this guideline is called `const`-correct.

147

## Avoid Sources of Bugs

1. Exact knowledge of the wanted program behavior
2. Check at many places in the code if the program is still on track
3. Question the (seemingly) obvious, there could be a typo in the code

148



## Against Runtime Errors: *Assertions*

```
assert(expr)
```

- halts the program if the boolean expression `expr` is false
- requires `#include <cassert>`
- can be switched off (potential performance gain)

## Assertions for the $gcd(x, y)$

Check if the program is on track ...

```
// Input x and y
std::cout << "x =? ";
std::cin >> x;
std::cout << "y =? ";
std::cin >> y;
```

Input arguments for calculation

```
// Check validity of inputs
```

```
assert(x > 0 && y > 0); ← Precondition for the ongoing computation
```

```
... // Compute gcd(x,y), store result in variable a
```

149

150

## Assertions for the $gcd(x, y)$

... and question the obvious! ...

```
...
assert(x > 0 && y > 0); ← Precondition for the ongoing computation
```

```
... // Compute gcd(x,y), store result in variable a
```

```
assert(a >= 1);
assert(x % a == 0 && y % a == 0);
for (int i = a+1; i <= x && i <= y; ++i)
    assert(!(x % i == 0 && y % i == 0));
```

Properties of the gcd

## Switch off Assertions

```
#define NDEBUG // To ignore assertions
#include <cassert>
```

```
...
assert(x > 0 && y > 0); // Ignored
```

```
... // Compute gcd(x,y), store result in variable a
```

```
assert(a >= 1); // Ignored
...
```

151

152

## Fail-Fast with Assertions

- Real software: many C++ files, complex control flow
- Errors surface late(r) → impedes error localisation
- Assertions: Detect errors early



153

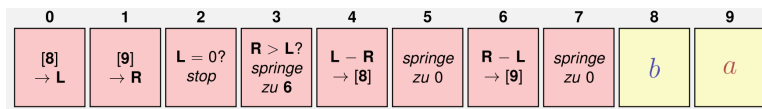
## 5. Control Structures I

Selection Statements, Iteration Statements, Termination, Blocks

154

## Control Flow

- Up to now: *linear* (from top to bottom)
- Interesting programs require “branches” and “jumps”



## Selection Statements

implement branches

- **if** statement
- **if-else** statement

155

156

## if-Statement

```
if ( condition )  
    statement
```

```
int a;  
std::cin >> a;  
if (a % 2 == 0)  
    std::cout << "even";
```

If *condition* is true then *statement* is executed

- *statement*: arbitrary statement (*body* of the **if**-Statement)
- *condition*: convertible to **bool**

## if-else-statement

```
if ( condition )  
    statement1  
else  
    statement2
```

```
int a;  
std::cin >> a;  
if (a % 2 == 0)  
    std::cout << "even";  
else  
    std::cout << "odd";
```

If *condition* is true then *statement1* is executed, otherwise *statement2* is executed.

- *condition*: convertible to **bool**.
- *statement1*: *body* of the **if**-branch
- *statement2*: *body* of the **else**-branch

157

158

## Layout!

```
int a;  
std::cin >> a;  
if (a % 2 == 0)  
    std::cout << "even"; ← Indentation  
else  
    std::cout << "odd"; ← Indentation
```

## Iteration Statements

implement loops

- **for**-statement
- **while**-statement
- **do**-statement

159

160

## Compute $1 + 2 + \dots + n$

```
// Program: sum_n.cpp
// Compute the sum of the first n natural numbers.

#include <iostream>

int main()
{
    // input
    std::cout << "Compute the sum 1+...+n for n =? ";
    unsigned int n;
    std::cin >> n;

    // computation of sum_{i=1}^n i
    unsigned int s = 0;
    for (unsigned int i = 1; i <= n; ++i) s += i;

    // output
```

161

## for-Statement Example

```
for (unsigned int i=1; i <= n; ++i)
    s += i;
```

Assumptions:  $n == 2, s == 0$

i		s
i==1	wahr	s == 1
i==2	wahr	s == 3
i==3	falsch	
		s == 3

162

## Gauß as a Child (1777 - 1855)

- As you probably know, there exists a more efficient way to compute the sum of the first  $n$  natural numbers. Here's a corresponding anecdote:
- Math-teacher wanted to keep the pupils busy with the following task:

*Compute the sum of numbers from 1 to 100!*

- Gauß finished after one minute.

163

## The Solution of Gauß

- The requested number is

$$1 + 2 + 3 + \dots + 98 + 99 + 100.$$

- This is half of

$$\begin{array}{r} 1 + 2 + \dots + 99 + 100 \\ + 100 + 99 + \dots + 2 + 1 \\ \hline = 101 + 101 + \dots + 101 + 101 \end{array}$$

- Answer:  $100 \cdot 101/2 = 5050$

164


## for-Statement: Syntax

```
for (init statement; condition; expression)
    body statement
```

- *init statement*: expression statement, declaration statement, null statement
- *condition*: convertible to `bool`
- *expression*: any expression
- *body statement*: any statement (*body* of the for-statement)

## for-Statement: semantics

```
for ( init statement condition ; expression )
    statement
```

- *init-statement* is executed
  - *condition* is evaluated
    - **true**: Iteration starts  
*statement* is executed  
*expression* is executed
    - **false**: **for**-statement is ended.
- 

165

166

## for-Statement: Termination

```
for (unsigned int i = 1; i <= n; ++i)
    s += i;
```

Here and in most cases:

- *expression* changes its value that appears in *condition*.
- After a finite number of iterations *condition* becomes false: **Termination**

## Infinite Loops

- Infinite loops are easy to generate:

```
for ( ; ; ) ;
```

- Die *empty condition* is true.
- Die *empty expression* has no effect.
- Die *null statement* has no effect.

- ... but can in general not be automatically detected.

```
for (init; cond; expr) stmt;
```

167

168

## Halting Problem

### Undecidability of the Halting Problem

There is no C++ program that can determine for each C++-Program  $P$  and each input  $I$  if the program  $P$  terminates with the input  $I$ .

This means that the correctness of programs can in general *not* be automatically checked.<sup>3</sup>

<sup>3</sup>Alan Turing, 1936. Theoretical questions of this kind were the main motivation for Alan Turing to construct a computing machine.

169

## Example: Termination

```
unsigned int d;  
for (d=2; n%d != 0; ++d); // for n >= 2
```

- Progress: Initial value  $d=2$ , then plus 1 in every iteration ( $++d$ )
- Exit:  $n\%d \neq 0$  evaluates to **false** as soon as a divisor is found — at the latest, once  $d == n$
- Progress guarantees that the exit condition will be reached

171

## Example: Prime Number Test

**Def.:** a natural number  $n \geq 2$  is a prime number, if no  $d \in \{2, \dots, n-1\}$  divides  $n$ .

A loop that can test this:

```
unsigned int d;  
for (d=2; n%d != 0; ++d);
```

170

## Example: Correctness

```
unsigned int d;  
for (d=2; n%d != 0; ++d); // for n >= 2
```

Every potential divisor  $2 \leq d \leq n$  will be tested. If the loop terminates with  $d == n$  then and only then is  $n$  prime.

172

# Blocks

- Blocks group a number of statements to a new statement

```
{statement1 statement2 ... statementN}
```

- Example: body of the main function

```
int main() {  
    ...  
}
```

- Example: loop body

```
for (unsigned int i = 1; i <= n; ++i) {  
    s += i;  
    std::cout << "partial sum is " << s << "\n";  
}
```